Spectrum Test Report

Sample	: 127036	Date	: 2025-03-21 15:05:51 :
Specification	:	Sam. Status	1M
Sample No.	: 14	Standard	:
Manufacturer	: EVERFINE	Instrument	: HaasSuite(EVERFINE)
Assessor	: damin		
Remark	:	Test by	: JYH

Test Condition[1]

Temperature	: 25.3Deg	RH	: 65.0%
WL Range	: 380nm-780nm	IP	: 45671 (70%)
Test Mode	: Fast Test	T	: 113 ms

Spectrum

: High

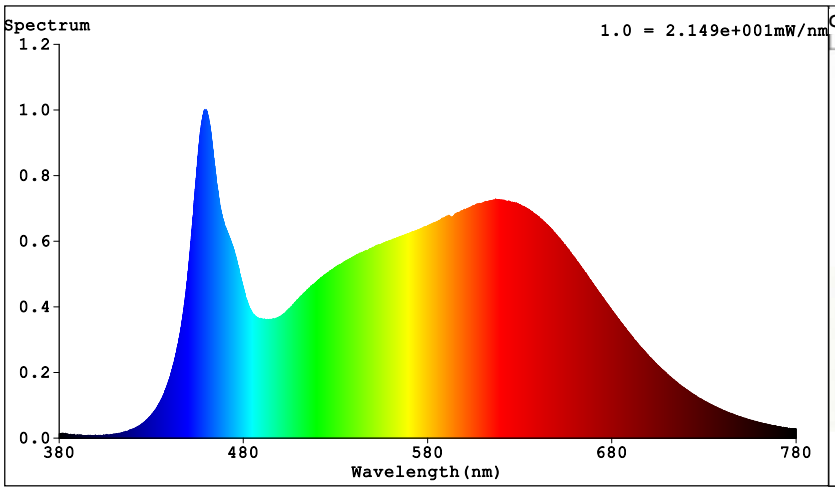

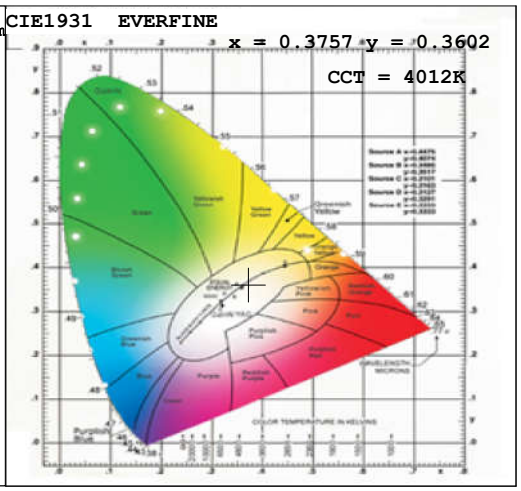

Colorimetric Parameters

Chromaticity Coordinate: x = 0.3757 y = 0.3602 / u' = 0.2287 v' = 0.4933 (duv=-6.56e-03) CCT= 4012K

Prcp WL: Ld=583.7nm Purity=20.8%

Peak WL: Lp=460nm FWHM: =28.2nm Ratio:R=20.8% G=74.0% B=5.3%

Render Index: Ra = 93.2

EEI: 0.13483 A+

R1 =97 R2 =96 R3 =95 R4 =91 R5 =94 R6 =92 R7 =90

R8 =90 R9 =87 R10=95 R11=92 R12=72 R13=97 R14=99 R15=96 LEVEL:OUT

WHITE:OUT

Photometric & Radiometric Parameters

Flux = 591.08 lm Eff. : 125.09 lm/W Fe = 3.3420 W

Electrical parameters

V = 12.00 V I = 0.4018 A P = 4.86 W PF = 1.000 F=0.00 Hz

Kdisp(IEC) = 1.000

EVERFINE CORPORATION

http://www.everfine.cn

TM30

视场角:2 度

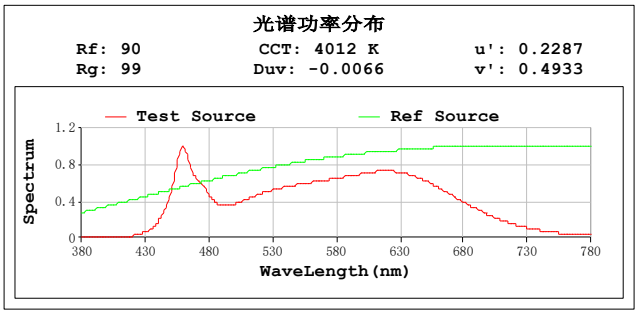
光谱功率分布
Rf: 90
Rg: 99
CCT: 4012 K
Duv: -0.0066
u': 0.2287
v': 0.4933
Test Source
Ref Source
Spectrum
WaveLength(nm)

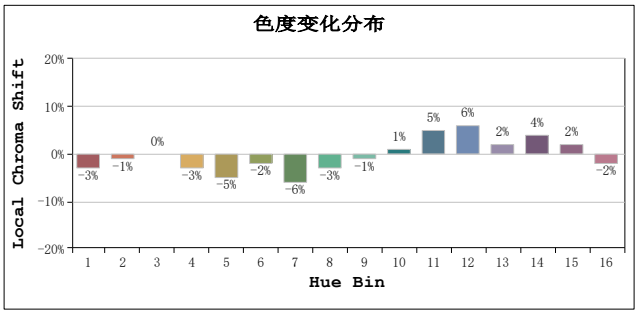
色度变化分布
Local Chroma Shift
Hue Bin

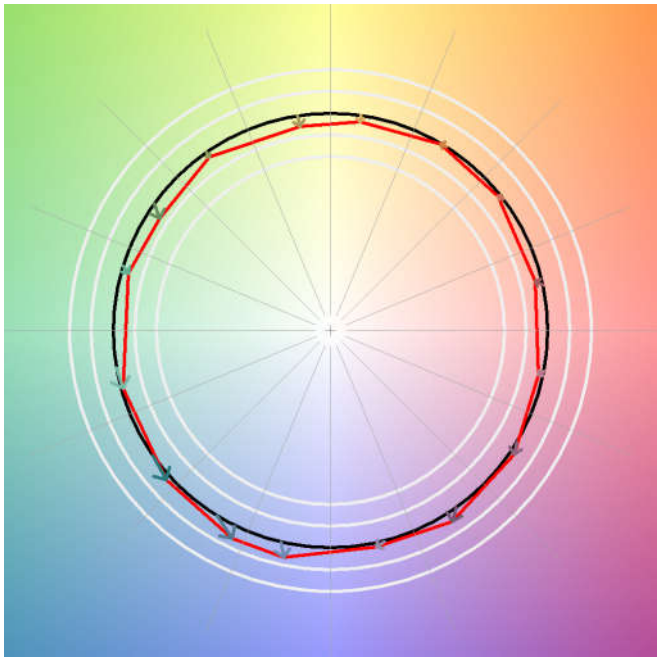

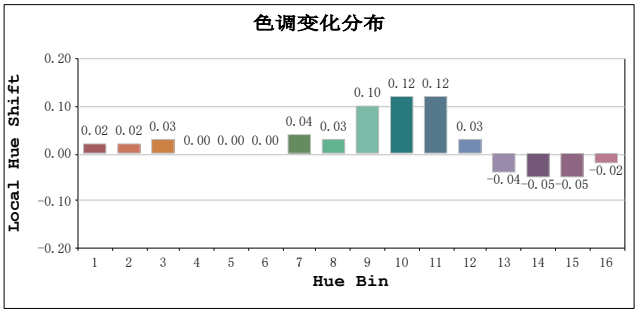
色调变化分布
Local Hue Shift
Hue Bin

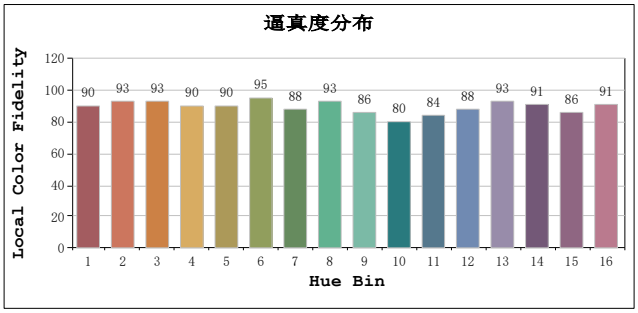
逼真度分布
Local Color Fidelity
Hue Bin

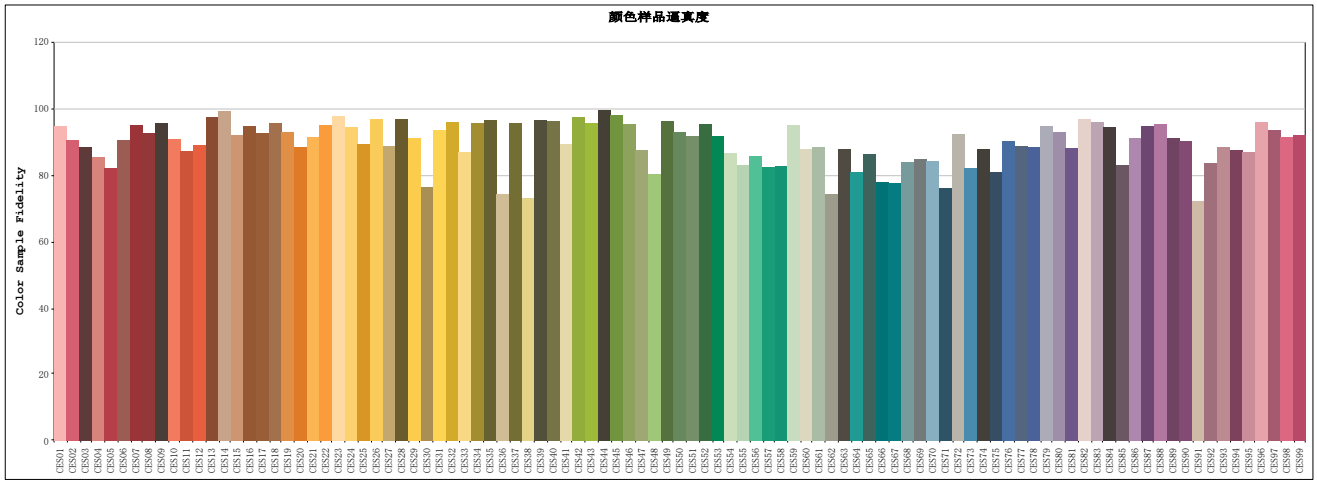
颜色样品逼真度
Color Sample Fidelity