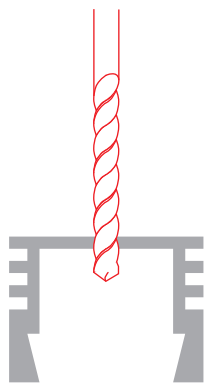
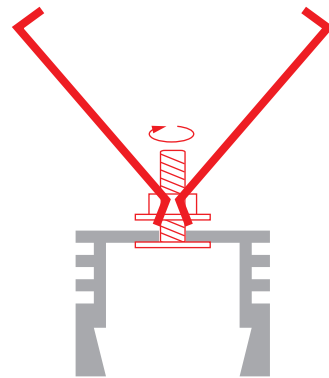


1. Drill a mounting hole in the extrusion.

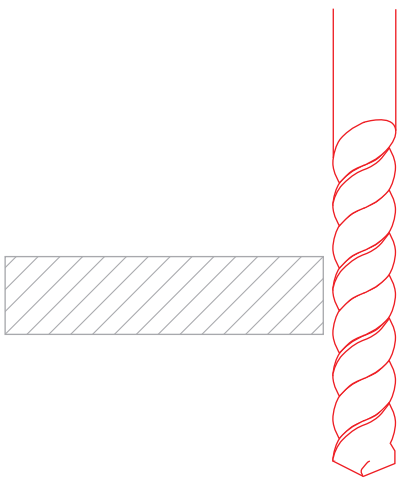


Fi 3 mm

2. Insert the screw into the hole, mount the spring on the screw and tighten the nut.

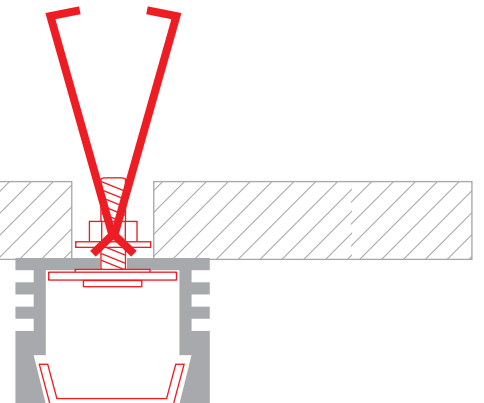


3. Drill a hole for mounting the extrusion.



Fi 10 mm

4. Insert the spring with the fixture into the hole.



NOTE! A list of products corresponding with the selected accessories is available at klusdesign.com.